

REGAL



Brass xxx.xxx.**BR**



Chrome xxx.xxx.**C**



Silver xxx.xxx.**S**



Black xxx.xxx.**B**



PRODUCT DESCRIPTION

The REGAL LED is a single sided exit sign luminaire utilising high quality LEDs to provide energy savings and extended life expectancy.

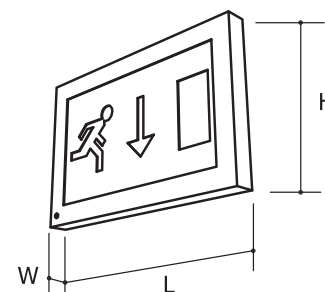
The flame retardant polycarbonate legend panel is enclosed by a fabricated steel body. Finished in powdercoated white as standard and also available in a range of alternative finishes.

Suitable for corridors, exits and escape routes in industrial, retail and commercial applications.

FEATURES

- IP20** Ingress Protection
- 4000k** Colour Temperature
- 28m** Legend Viewing Distance

DIMENSIONS



	(mm)
L	360
W	30
H	235
KG	2.0

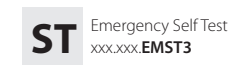
PRODUCT DATA

REGAL				
Product code	Application	Colour Temp	Circuit Watts (w)	Delivered Lumens
840.125	Surface	4000	3	125


PRODUCT OPTIONS




Emergency Dali
xxx.xxx.**EMD3**



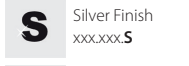
Emergency Self Test
xxx.xxx.**EMST3**




Brass Finish
xxxxxx.**BR**



Chrome
xxxxxx.**C**



Silver Finish
xxxxxx.**S**



Black Finish
xxxxxx.**B**

LEGENDS

	Down Single Sided	84X.125. LG1
	Left Single Sided	84X.125. LG3

	Right Single Sided	84X.125. LG2
	Final Exit Single Sided	84X.125. LG4

LED PERFORMANCE

25° Ambient Temperature	L70/B50
REGAL	36,000

¹L Value = % of initial Lumens maintained after specified time

²B Value = % of fittings failing to meet operational expectations after specified time