


FORCE 41



PRODUCT DESCRIPTION

The Force 41 LED is a 1200mm x 300mm recessed modular panel designed to offer maximum efficiencies using the latest high efficiency Samsung LED chip technology, with an impressive output of up to 144 LI/cW and 6100 delivered lumens overall.

The translucent diffuser eliminates harsh contrasts and provides flawless, low glare light transmission achieving optimum wall and ceiling illuminance. Fabricated sheet steel powder coated body. DALI control gear and pre-wired flex are also available as an option to ensure ease of installation. The FORCE is ideal for open offices, classrooms, general corridors and commercial areas.

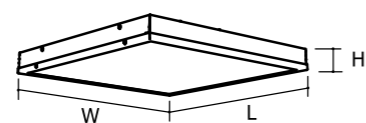
FEATURES



Ingress Protection

Colour Temperature

DIMENSIONS



	(mm)
H	60
W	295
L	1195
KG	4.6
KG (Em)	5.6

PRODUCT DATA

FORCE 41					
Product Code	Circuit Watts (w)	Delivered Lumens	Colour Temp	Efficacy LI/cW	Em Lumens
111.13.1700	13	1700	4000	129	440
111.20.2400	20	2400	4000	124	440
111.26.3100	26	3100	4000	121	440
111.38.4300	38	4300	4000	113	440
111.48.5100	48	5100	4000	107	440
111.61.6100	61	6100	4000	102	440

FORCE 41 PLUS					
Product Code	Circuit Watts (w)	Delivered Lumens	Colour Temp	Efficacy LI/cW	Em Lumens
111.13.1800	13	1800	4000	140	480
111.19.2600	19	2600	4000	138	480
111.21.3100	21	3100	4000	144	480
111.32.4100	32	4100	4000	129	480
111.42.5400	42	5400	4000	128	480
111.49.6100	49	6100	4000	125	480

PRODUCT OPTIONS

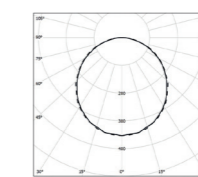
Correlated colour temp xxxxxxx.3K	3 hr Emergency xxxxxxx.EM3	Wireless xxxxxxx.S5	1m LSF LSF. 1
Correlated colour temp xxxxxxx.4K	Dali xxxxxxx.D1	Building Information modelling (Please Download from our website)	3m LSF LSF. 3
Correlated colour temp xxxxxxx.TW	Emergency Dali xxxxxxx.EMD3		5m LSF LSF. 5
	Emergency Self Test xxxxxxx.EMST3		7m LSF LSF. 7

LED PERFORMANCE

25° Ambient Temperature	L70/B50	L80/B50
FORCE 41	100,000	70,000
FORCE 41 PLUS	100,000	90,000

'L' Value = % of initial Lumens maintained after specified time
'B' Value = % of fittings failing to meet operational expectations after specified time

PHOTOMETRIC PERFORMANCE



- FORCE 41 PLUS
- Output - 6,100
- 49W
- LOR - 100%
- SHR MAX = 1.6:1