






PRODUCT DESCRIPTION

The VEGA is designed for a broad spectrum of environments, including schools, shopping centres, warehouses, offices, car parks, and various indoor escape route applications. These fixtures are typically wall-mounted and come with a standard up-arrow legend. Additional directional legends in ISO 7010 format can be ordered separately.

Both manual and automatic self-test models are compatible with a remote control (sold separately) enabling quick, efficient testing. Self-test versions offer diagnostics through status indicators, either after completing an automatic test or when activated via the remote control.

With the remote control, facilities managers have greater flexibility in scheduling emergency tests, reducing disruption to building occupants

FEATURES

-  Ingress Protection **IP20**
-  Colour Temperature **4000k**
-  Legend Viewing Distance **32m**

DIMENSIONS



	mm
L	393
W	42
H	197
KG	1

PRODUCT DATA

VEGA - MAINTAINED				
Product code	Application	Colour Temp	Circuit Watts (w)	Delivered Lumens
830.125	Surface	4000	2	125

PRODUCT OPTIONS



Emergency Dali suffix .EMD3

ST

Emergency Self Test suffix .EMST3

LEGENDS



Arrow Down
Single Sided 830.125.LG1



Arrow Right
Single Sided 830.125.LG2



Arrow Left
Single Sided 830.125.LG3



Arrow up
Single Sided 830.125.LG4

LED PERFORMANCE

25° Ambient Temperature	L70/B50
VEGA	50,000

'L' Value = % of initial Lumens maintained after specified time
'B' Value = % of fittings failing to meet operational expectations after specified time