



PRODUCT DESCRIPTION

The HUDSON LED exterior wall pack. Wedge style with zero uplight, or turn it upside down for uplight with zero downlight. The HUDSON performs in any orientation with an output of up to 8200 lumens and efficacy at up to 123 LI/cW.

Diecast aluminium construction, finished in black powdercoat over a chromate conversion coupled with a tempered clear flat glass cover and white reflector providing a forward throw distribution.

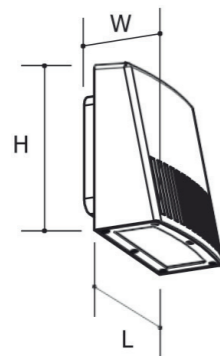
Sealed to IP66 during final assembly.

Mount directly over a recessed electrical box or 20mm surface conduit.

FEATURES



DIMENSIONS


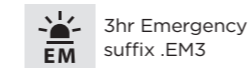


mm	760	765
L	168	248
H	200	286
W	114	156
KG	2	4.3

PRODUCT DATA

HUDSON					
Product code	Curcuit Watts (w)	Delivered Lumens	Colour Temp	Efficacy LI/cW	Dimensions (mm)
760.2300.840	20	2300	4000	114	168 x 200 x 114
760.4000.840	42	4000	4000	97	168 x 200 x 114
765.6500.840	53	6500	4000	123	248 x 286 x 156
765.8200.840	81	8200	4000	102	248 x 286 x 156

PRODUCT OPTIONS

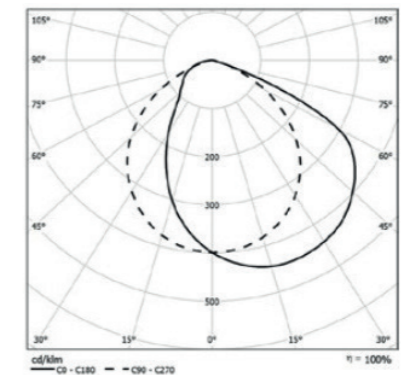


LED PERFORMANCE

25° Ambient Temperature	L70/B50
HUDSON	70,000

'L' Value = % of initial Lumens maintained after specified time
'B' Value = % of fittings failing to meet operational expectations after specified time

PHOTOMETRIC PERFORMANCE



- HUDSON
- Output - 8200
- 81w
- LOR - 100%