

Guardian Ip65







PRODUCT DESCRIPTION

The GUARDIAN is a high-performance IP65-rated emergency exit light, engineered for safety and reliability with a 3-hour maintained mode operation. Equipped with clip-in pictogram panels that comply with EC Safety Signs Regulations and ISO standards, it provides clear visibility during emergencies. Flexible mounting options—including wall, ceiling, and flagpost configurations—allow for versatile installation in various environments.

Built with advanced LED technology, a smart battery charger/driver circuit, and durable LiFePO₄ batteries, it ensures energy-efficient and long-lasting performance. Available with self-test functionality (BS EN 62034 compliant) or DALI integration, the GUARDIAN is ideal for damp locations like car parks, warehouses, and clean spaces such as hospitals.

FEATURES

-  Ingress Protection **IP65**
-  Colour Temperature **4000k**
-  Impact Protection **IK08**
-  Legend Viewing Distance **36m**

DIMENSIONS



	mm
L	329
W	66
H	226
KG	2

PRODUCT DATA


GUARDIAN				
Product code	Application	Colour Temp	Circuit Watts (w)	Delivered Lumens
825.125.EMST3	Multi	4500	3.5	125
825.125.EMD3	Multi	4500	4	125

- Every GUARDIAN comes with a second legend plate for ceiling or 'flagpole' wall mounting double sided installation.
- All versions of the legends illustrated below are included.

PRODUCT OPTIONS

-  Emergency Dali suffix .EMD3
-  Emergency Self Test suffix .EMST3

LEGENDS

-  **Arrow Down**
Single Sided 825.125.LG1
-  **Arrow Right**
Single Sided 825.125.LG2
-  **Arrow Left**
Single Sided 825.125.LG3
-  **Arrow up**
Single Sided 825.125.LG4

LED PERFORMANCE

25° Ambient Temperature	L70/B50
GUARDIAN	54,000

'L' Value = % of initial Lumens maintained after specified time
'B' Value = % of fittings failing to meet operational expectations after specified time