






## PRODUCT DESCRIPTION

The CALBOR is a sleek, compact, high-performance recessed-mounted emergency sign light with a durable white polycarbonate body. Compatible with both new installations and retrofits, the CALBOR ensures flexibility across projects.

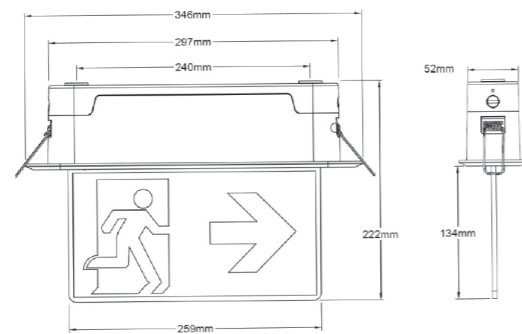
Featuring long-life LiFePO<sub>4</sub> batteries with automatic protection and recovery, it ensures reliable operation and energy efficiency. Available in Basic, DALI-2 Self-Test, it provides flexibility for various installations. Equipped with Samsung LEDs and ISO legends as standard, it offers a 25m viewing distance for clear visibility. Built-in Deep Discharge Protection (DDP) enhances battery longevity, making it a dependable choice for emergency lighting solutions.

Designed for ease of installation and maintenance, the CALBOR's adaptable format suits many applications, from schools and shopping centres to offices and warehouses.

## FEATURES

-  Ingress Protection **IP40**
-  Colour Temperature **4000k**
-  Legend Viewing Distance **25m**

## DIMENSIONS






	mm
L	346
W	72
H	134
Cut Out	58 x 303
KG	0.9

## PRODUCT DATA

CALBOR				
Product code	Application	Colour Temp	Circuit Watts (w)	Delivered Lumens
860.150	Semi-Recessed	4500	5.7	150

## PRODUCT OPTIONS

-  Emergency Dali suffix .EMD3
-  Emergency Self Test suffix .EMST3
-  Black Finish suffix .B

## LEGENDS



**Arrow Down**  
Single Sided 860.150.LG1



**Arrow up**  
Single Sided 860.150.LG4



**Double Sided**  
Left/Right 860.150.LG6

## LED PERFORMANCE

25° Ambient Temperature	L70/B50
CALBOR	50,000

'L' Value = % of initial Lumens maintained after specified time  
'B' Value = % of fittings failing to meet operational expectations after specified time